
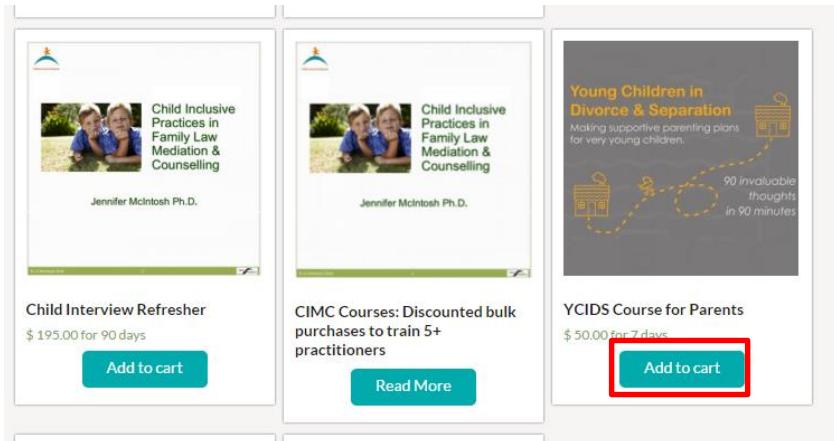



# How to use Coupon Codes for Accessing YCIDS

1. Go to the 'Shop' by clicking on the Cart icon .
2. Add the 'YCIDS for Parents' course into your cart by clicking on "Add to Cart". You can click on the course's icon or title for more details.




3. Hover your mouse over the Cart icon , and click on 'Cart' to checkout.



4. Enter the Coupon Code provided to you in the field given (see below), and then click on the "Apply Coupon" button. This will bring the total cost down to zero.

Cart

☺ Coupon code applied successfully.

|   |   | Product                  | Price    | Quantity | Total    |
|---|---|--------------------------|----------|----------|----------|
| x |  | YCIDS Course for Parents | \$ 50.00 | 1        | \$ 50.00 |

Coupon code:

**Cart Totals**

|                                |                                    |
|--------------------------------|------------------------------------|
| Subtotal                       | \$ 50.00                           |
| Coupon: 151027_tan_659_d93p_et | -\$ 50.00 <a href="#">[Remove]</a> |
| GST                            | \$ 0.00                            |
| <b>Total</b>                   | <b>\$ 0.00</b>                     |

Please enter your Coupon Code here.

5. Click on the “Proceed to Checkout” button to proceed.
6. Enter your billing details.
7. You must accept the Terms and Conditions to proceed.
8. Once your order is completed, you can access your course in '[My Courses](#)' by hovering your mouse over “My Account” in the main menu, and clicking on 'My Courses'. Your course will be available until its expiry (7 days from date and time of purchase of YCIDS course).

