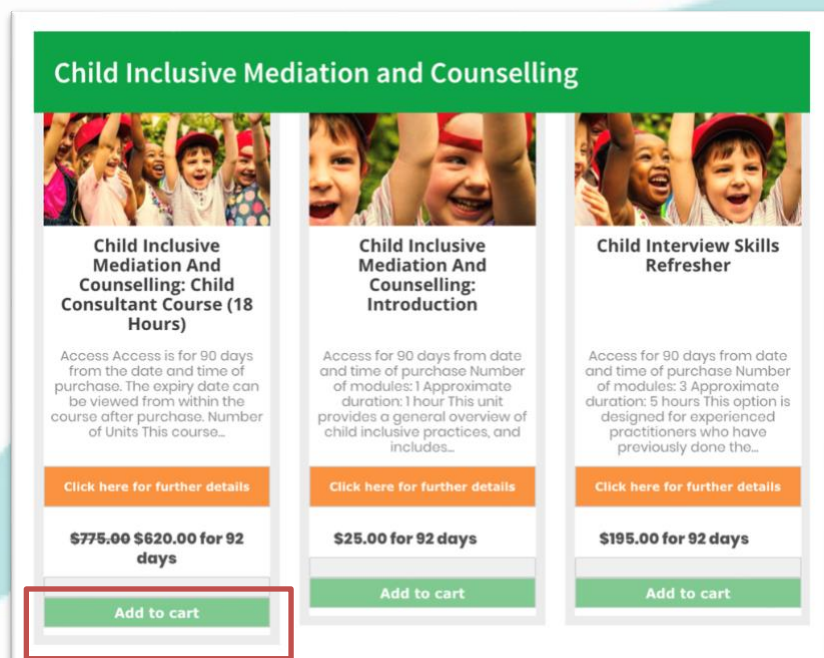


How to use Coupon Codes for Accessing CIMC

1. Go to the 'Shop' by clicking on "Store" > "Shop".



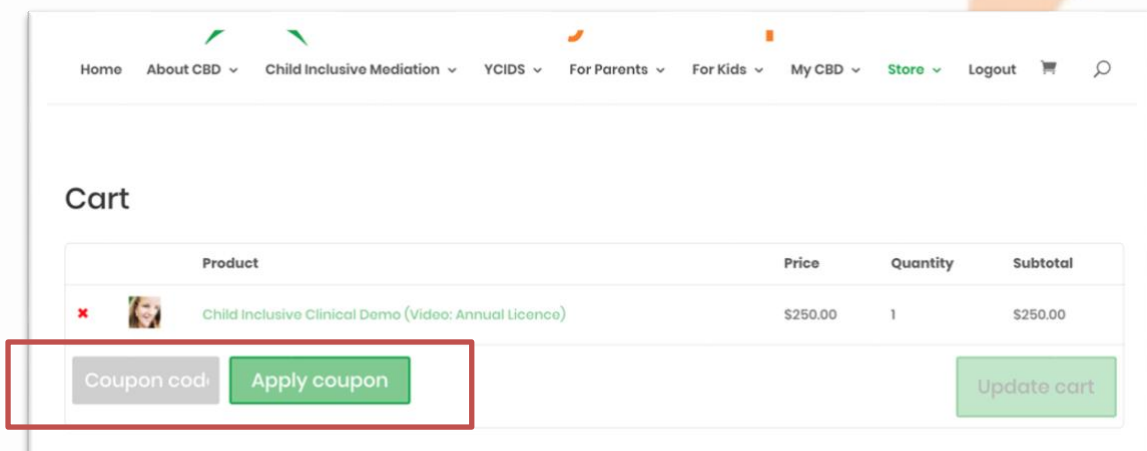
2. Add the 18 hour 'Child Inclusive Mediation & Counselling Course' course into your cart by clicking on "Add to Cart". You can click on the course's icon or title for more details.



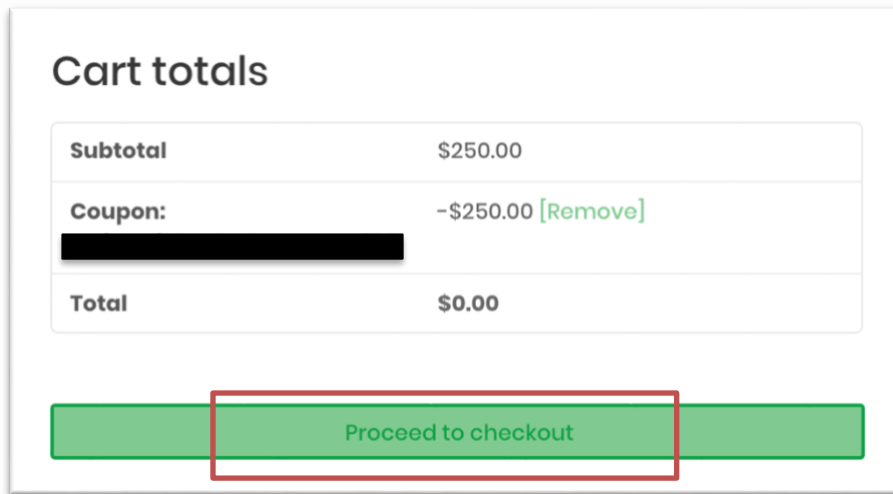
3. Select the cart icon in the top menu, or select "Store" > "Cart". Alternatively, you can select "View Cart" that appear when you select "Add to Cart".



4. Enter the code provided in the field provided, and then click on the "Apply Coupon" button. This will bring the total cost down by the specified amount.



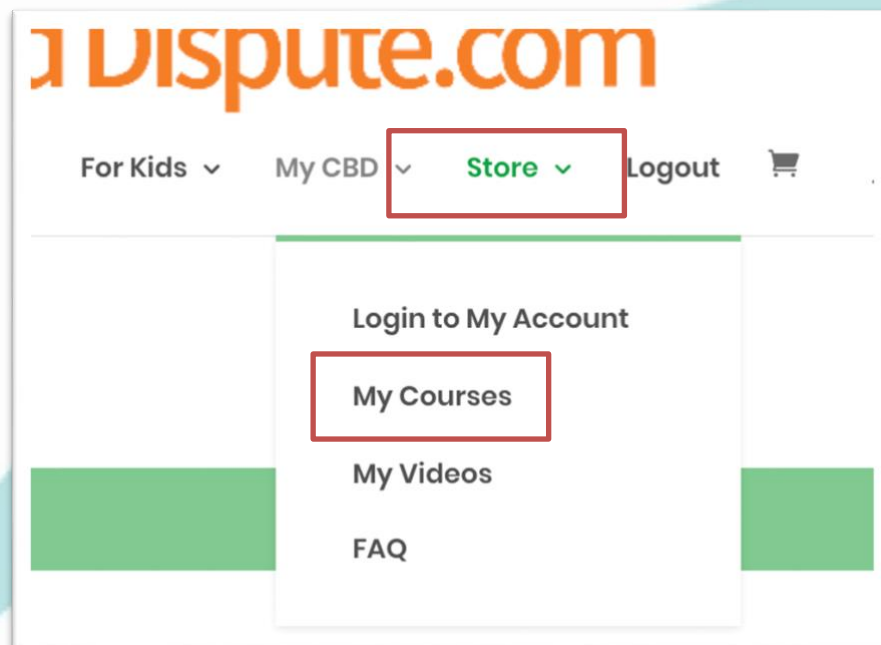
5. Click on the "Proceed to Checkout" button to continue.




Subtotal	\$250.00
Coupon: [Redacted]	-\$250.00 [Remove]
Total	\$0.00

[Proceed to checkout](#)

6. Enter your billing details. *(Please ensure your name is entered as you wish it to appear on your CIMC Course Certificate. This cannot be changed once the Certificate has been issued.)*
7. You must accept the Terms and Conditions to place the order.
8. Once your order is completed, you can access your course in 'My Courses' by hovering your mouse over "My CBD" in the main menu, and clicking on 'My Courses'. Your Course will be available until its expiry (90 days from date and time of purchase).



Dispute.com

For Kids ▾ My CBD ▾ **Store ▾** Logout 

- Login to My Account
- My Courses**
- My Videos
- FAQ